

piezomed



The new force in bone surgery

Piezomed facilitates the surgeon's work: thanks to innovative ultrasound technology, only bone substance is resected with high precision. The surrounding soft tissue remains uninjured. A noticeable relief for the patient: less pain, quicker healing!



Automatic instrument detection

Piezomed detects the inserted instrument and protects it against overloading.



Innovative LED ring

The shadow-free light ensures ideal illumination of the operating site.



Extremely powerful and fast

The boost function can be used to increase the set basic power by 20 % for a short period of time.



Improved cutting precision

A new, specialised tooth design guarantees precision cutting and saves time!



Efficient cooling

The spray exits near the instrument's area of activity and cools the operating site extremely efficiently.



Perfect cleaning

The handpiece with cable can be thermo washer disinfected and sterilized.

Bring the picture to life:
here and now



W&H Augmented Reality (AR)
combines the real world and
the virtual world – a unique
experience.
The future starts now!



Experience Piezomed in a new dimension!

Download the »W&H AR« App to your smartphone or tablet PC free of charge from Google Play (for Android) or the Apple App Store. Open the App and hold your device 50 cm from the picture.

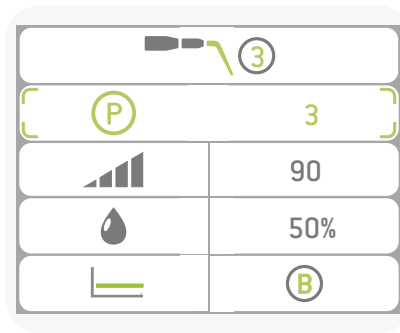
Automatic instrument detection

A world first: as soon as an instrument is inserted, Piezomed automatically detects the instrument and assigns it to the correct power class. This not only facilitates operation but also increases safety. In addition, the risk of overloading the instruments is reduced and the service life of your instruments considerably extended!



Automatic instrument detection

Piezomed detects the instrument during insertion and sets the correct power class automatically.



Individual performance setting

The power can be changed manually within the detected power class.



Every instrument in its place

Clearly arranged and ready-to-use in practical instrument holders.



New tooth design

Fine-toothed saw for fine cuts, with little bone loss when harvesting bone blocks.



Sinus instrument

Detaches the Schneiderian membrane gently from the bone. It is also protected by the coolant film.



New special saw

The new bone saw amazes with its extremely high cutting performance. You work efficiently and save time!

Piezomed adapts to your style of working

Piezomed adapts to your personal way of working: The device saves your last selected settings and supports you with three individual operating modes: »Power«, »Basic« and »Smooth«. In addition, with its range of 24 innovative instruments, W&H offers you the right instrument for every application.



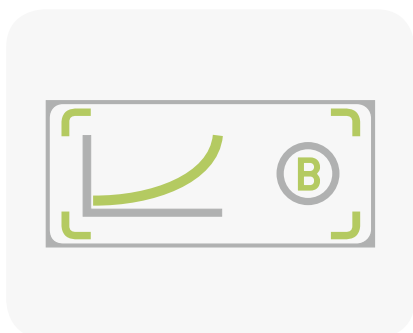
Cooling right where it is needed

The supply of coolant through the instrument to near the operating point guarantees optimal cooling of the instrument and the hard tissue.



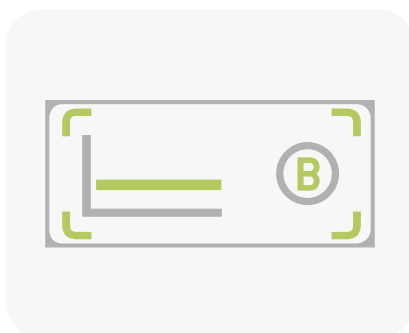
Practical foot control

The multifunctional foot control allows sterile working and optimal freedom for your hands.



»Power« operating mode

The handpiece's power is increased by increasing pressure on the instrument.
(Boost function possible)



»Basic« operating mode

The handpiece power remains the same irrespective of the load on the instrument.
(Boost function possible)

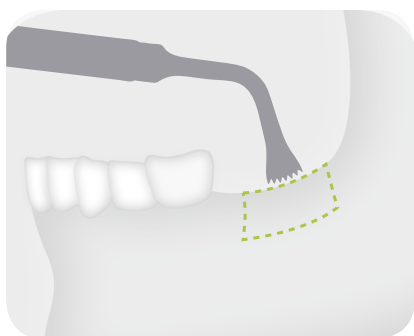


»Smooth« operating mode

The handpiece's power is reduced by increasing pressure on the instrument.


Surgical procedures have never been as quick and safe

Piezomed puts all the advantages of innovative ultrasound technology at your fingertips: High-frequency microvibrations allow cutting with incredible precision. In addition, with the so-called cavitation effect you can also ensure an almost blood-free surgical site. In other words: minimally invasive, maximally effective!



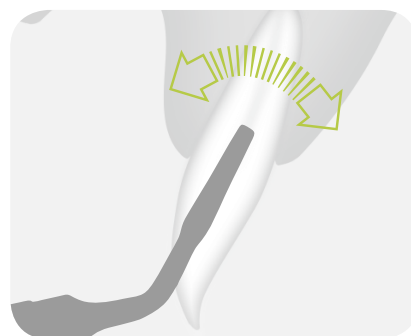
Bone block harvesting

Ideal for the transplantation of intraoral bone blocks. For fine and deep cuts in record time!



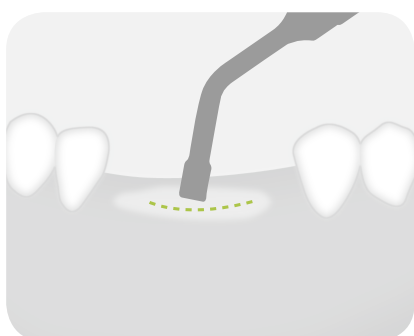
Lateral sinus lift

Atraumatic bone preparation and augmentation. Detachment of the membrane without perforating it.



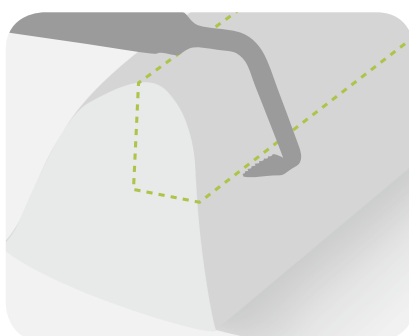
Extraction with periosteal

Even in complicated extractions, it is possible to avoid bone and soft tissue damage.



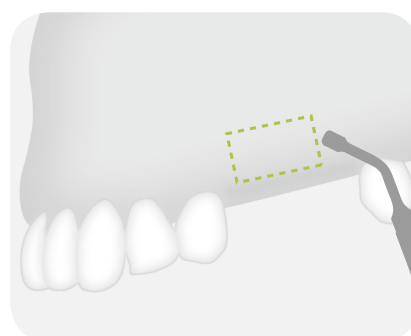
Alveolar ridge splitting

The surgical incisions are precise and reliable, the surgical site free from blood.



Micrometrical incisions

Piezomed permits minimally invasive operations with maximum surgical precision.



Selective incisions

Protection of soft tissue: nerves, vessels and membranes are not damaged. Quicker healing process!

Technical data



Scan the QR code
with your mobile phone
for more information
on Piezomed

Pictures are for illustrative purposes only. Additional
equipment and accessories shown are not included as
standard.



Type:

SA-320

Mains voltage:

100 – 130 V / 220 – 240 V

Permissible voltage fluctuation:

±10 %

Rated current:

0.1 – 1.0 A / 0.1 – 0.5 A

Frequency:

50 – 60 Hz

Max. power consumption:

90 VA

Max. output power:

24 W

Coolant flow rate at 100 %:

min. 50 ml/min

Size (W x D x H):

256 x 305 x 109 mm

Weight:

7 kg

Manufacturer:

W&H Dentalwerk Bürmoos GmbH
Ignaz-Glaser-Straße 53, Postfach 1
5111 Bürmoos, Austria
t + 43 6274 6236-0
f + 43 6274 6236-55
office@wh.com
wh.com

Distribution:

W&H (UK) Limited
6 Stroud Wood Business Centre
Park Street, St Albans, Hertfordshire AL2 2NJ, United Kingdom
t + 44 1727 874990
f + 44 1727 874628
office.uk@wh.com
wh.com



ISO 9001:2008
Certificate No. FS 36436



BDTA



Registered Member



MEMBER